

## In-Ceiling



**928**  
The Posh 928 Flush-Mount Speaker is the top of the line. This high-performance ceiling speaker uses the exclusive Posh SP-9 8" coaxial driver. Used with the patented Posh acoustic chamber and baffle, this combination offers high power handling, extended bass, and incredibly smooth off-axis response. This is THE speaker for high-profile, high-performance commercial or residential installations.



**528**  
The Posh 528 is one of the finest ceiling speakers available anywhere. Combining the exclusive Posh SP-5 8" coaxial driver with Posh's patented injection-molded enclosure, the 528 offers superior frequency response and exceptional off-axis dispersion. This acoustic Suspension design is ideal for both high-end home systems and commercial and business systems that require true high-fidelity sound with superior bass response.



**928-810**  
The 928-810 Flush-Mount Speaker utilizes the same high-performance 8" coaxial driver as the 928, mounted into a sturdy 10" steel enclosure. The sonic performance of this unit is enhanced by the Posh sonic stabilizer, which stiffens the enclosure, allowing better sonic performance and greater bass response than typical commercial can speakers.



**835-810**  
The Posh 835-810 is similar to the Posh 835 M/S, only in a commercial-type steel enclosure. The 835-810 offers multiple options to meet all of your flush-mounted ceiling subwoofer needs. It is available in either single (mono) or dual (stereo) voice-coil models, with or without a crossover, and with optional 30 or 60 watt transformers.



**4.0**  
The Solutions 4.0 ported ceiling speaker is a 4" coaxial design, which offers a warm, pleasing full range of sound while achieving well defined high-end frequency response. The Solutions 4.0 can be retrofitted into any hard lid or drop tile ceiling. A selector switch allows either 8 ohm or 70/100 volt variable wattage taps to be used. It comes pair packed with all mounting hardware.



**5.0**  
The Solutions 5.0 ceiling speaker is a ported 5.25" coaxial design which combines surprisingly full bass response with smooth high-end frequencies. Selectable to either 8 ohm or a 15 watt transformer with multiple taps gives installers the flexibility needed to complete jobs on time and well within budget. The Posh Solutions 5.0s come pair packed with all necessary mounting hardware.



**6.0**  
The Solutions 6.0 ceiling speaker is designed specifically for commercial or custom jobs where sound quality is of utmost importance. The ported 6.5" coaxial design driver with pivoting tweeter provides rich deep base, smooth midrange and clear high-end frequencies. It is both 8 ohm and 70/100 volt selectable. The 6.0's come fully assembled and pair packed with all necessary mounting hardware.



**528-810**  
The 528-810 Flush-Mount Speaker utilizes the same high-performance 8 inch coaxial driver as the 528, but in a 10"-deep commercial steel enclosure. The SPL and bass response are significantly better than other commercial can speakers because of the exclusive Posh sonic stabilizer, which stiffens the enclosure and prevents "oil-canning" resonance.




**5.25 Retro**  
The innovative Posh 5.25 Retro Ceiling Speaker offers exceptional frequency response and ease of installation. The 5.25" coaxial loudspeaker comes self-contained in a sealed drawn steel enclosure, and includes a built-in extended bandwidth 70/100 volt transformer with multiple tap positions. The system comes fully assembled, pair-packed with mounting C-ring and tile bridge supports



**GCS**  
The GCS Global Ceiling Speaker is designed to give exceptional frequency response in an economical, fully assembled, easy to install package. The 5.25" coaxial speaker is mounted in a steel enclosure and comes with attached junction box. It is ideally suited for commercial drop-tile ceiling applications. The GCS comes complete with mounting rails and grille.

## 835-M/S

The unique Posh 835-M/S Flush-Mounted Subwoofer offers multiple options to meet all of your ceiling-mounted subwoofer needs. The 835 M/S (Mono or Stereo) subwoofer is available in either single or dual voice-coil models, with or without crossover, and optional 30 or 60 watt transformers. The 8" long-excursion driver is capable of handling up to 150 watts of power.



## SW8 / PSW1008\*

The Posh SW8 Subwoofer is an 8" long-excursion woofer in a compact ported enclosure, designed to enhance the low-end bass of any commercial or residential sound system. Options like a stereo crossover with high-pass outputs and dual-voice coil for stereo operation give the SW8 Subwoofer the flexibility to be used in custom home installations. For commercial applications, an optional 30 or 60 watt 70/100 volt transformer allows the SW8 to be added to any distributed sound system.  
\* PSW1008 is the powered version with a 100 watt RMS UL listed amplifier.

## 835-OS

The Posh 835-OS subwoofer is designed for open-to-structure applications. It uses the high performance Posh SP-8 woofer. The 8" long-excursion driver is capable of handling up to 150 watts of power. The unique enclosure is a rugged yet attractive fiber-formed acoustic cylinder that is designed to be suspended directly from the ceiling by support wires. The 835-OS is available in either black or white finish.



## Surface Mount

### P1

The Posh Solutions P-1 Surface-Mount Speaker is a compact, high-performance, 4-inch two-way system designed for indoor or outdoor applications. The rugged injection-molded ABS enclosure comes in either black or white, with a steel U-bracket for mounting either vertically or horizontally. It's trapezoidal design creates an acoustically centered sound stage typically found in more expensive speakers. A selector switch allows either 8 ohm or 70/100 volt variable wattage taps to be used. S.S. terminals and a powder coated aluminum grille.



### P2

The Posh Solutions P-2 Surface-Mount Speaker is an incredible sounding 5.25" two-way system that consistently outperforms speakers costing twice as much. This speaker delivers excellent full-range response with exceptional three-dimensional imaging and musicality. The trapezoidal enclosure, available in black or white, is made of injection-molded ABS. The P-2 comes with a steel mounting bracket. A selector switch allows either 8 ohm or 70/100 volt variable wattage taps to be used. S.S. terminals and a powder coated aluminum grille.



### CIW6.5

The Posh Solutions CIW6.5 Chambered In-Wall Speaker is a cost-effective way to gain exceptional sound quality in a controlled acoustic environment. Utilizing a 6.5" coaxial driver with a 3/4" hard-dome tweeter and a computer-designed porting system, the CIW6.5 delivers impressive bass response and well defined high frequencies. The injection molded polystyrene acoustic chamber provides consistent predictable performance in all applications by controlling the air space behind the wall. A front mounted selector switch allows either 8 ohm or 70/100 volt variable wattage taps to be used.



## Open-to Structure

### 528-OS

The Posh 528-OS loudspeaker is designed for open-to-structure applications. It uses the high-performance Posh SP-5 coaxial driver. The unique enclosure is a rugged yet attractive fiber-formed acoustic cylinder that is designed to be suspended from the ceiling structure by support wires. The 528-OS is available in either black or white finish.



### 928-OS

The Posh 928-OS loudspeaker is uniquely designed for open-to-structure applications. It uses the exclusive Posh SP-9 coaxial driver. Used with the fiber formed acoustic cylinder, this combination offers high power handling, extended bass, and incredibly smooth off-axis response. The unique enclosure is designed to be suspended directly from the ceiling structure by support wires.



## Infinite Baffle Retros

### Retro 5

The Retro 5 speaker uses the Posh SP-5 driver mounted into a retrofit mounting baffle/grille. The baffle/grille assembly mounts to the wall or ceiling with dogleg fasteners. The Retro 5 delivers up to 100 watts of power and is available in either a round or square grille, suitable for in-wall or in-ceiling installations. The Retro 5 can also be ordered with a Posh T-15 extended bandwidth transformer for 70/100 volt applications.



### Retro 9


The Retro 9 speaker uses the same round or square baffle/grille as the Retro 5 speaker, but with the high-performance SP-9 driver. The SP-9 driver has a cast-basket, woven fiberglass cone, rubber surround, and a one-inch Neodymium tweeter. The Retro 9 speaker can handle up to 150 watts of power and is available with a Posh T-15 extended bandwidth transformer for 70/100 volt applications.



## Accessories

### Air plenum box

A one-piece 20-gauge steel box (pictured at right) that provides a one-hour burn and smoke rating for the patented acoustic chamber. Used in air plenum or garage installations.



### Adaptor bars

Used for mounting the patented Posh injection molded enclosure into a drop-tile or 24" on-center framing.

### Support rails

Used for mounting the custom metal cans in suspended ceilings or fire rated installations, such as garages.

### Appearance matched Retro baffle

Baffle plate used in retro-fit installations when it is necessary to match the appearance (grille) of an existing 528, 835, or 928. The 9-3/4" x 11-1/2" x 1-1/2" baffle plate is inserted through a 10" hole in the drywall and then is secured directly to the drywall using adhesive or drywall screws. The appearance-matched Retro baffle is compatible with R, R2, and Square grilles.

### Ball and socket bracket


The Posh ball and socket mounting bracket is a single point mounting system for both the P and T series bookshelf speakers. Available in black or white.

### Grille extension pins.

A set of four snap-on pins that allow a grille to accommodate unusual ceiling or wall thicknesses. (The standard grille accommodates approximately 1-1/2".)

### Trim Ring

Flat die-cut 13-1/4" diameter adaptor (pictured at right, with standard grille). Permits installation of a Posh system in a pre-existing larger hole. Commonly used in retrofits of commercial drop-tile ceilings to avoid having to replace the tile.



### Demo Package

Special packaging used for shipping a fully assembled molded enclosure with the baffle wings intact for demonstration purposes. Includes an expansion foam inner carton and protective outer carton.